

**Aitoc**



# Customers Who Purchased

User Manual for Magento

# Table of Contents

1. Enabling the extension in Magento.
2. Configuring Customers Who Purchased.

# 1. Enabling the extension in Magento

### Aitoc Modules Manager v3.1.1


[Save modules settings](#)

#### AITOC Modules

Enabled	Module Name	Version	Additional Information
<input checked="" type="checkbox"/>	Customers Who Purchased	v2.1.2	<a href="#">How to get support</a>   <a href="#">Register license</a>   <a href="#">Create support ticket</a>


In System > Manage Aitoc Modules, check Customers Who Purchased and click "Save modules settings" on the top right.


[ [Manage Class Rewrites](#) ] [ [View Customized Templates](#) ] [ [Grant full write permissions](#) ]

Current Configuration Scope:  
Default Config   
[Manage Stores](#)

### Configuration

- GENERAL
  - General
  - Web
  - Design
  - Currency Setup
  - Store Email Addresses
  - Contacts
  - Reports
  - Content Management
- AITOC MODULES SETTINGS
  - Store Specific Settings
- CATALOG
  - Catalog
  - Inventory
  - Google Sitemap
  - RSS Feeds
  - Email to a Friend
- CUSTOMERS
  - Newsletter
  - Customer Configuration

 The configuration has been saved.

**Catalog**  Save Config

- Custom Product Preview - General Settings
- Custom Product Preview - Style Settings
- Sitemap
- Product Reviews
- Frontend
- Customers Who Purchased This Also Purchased**

1. **Enabled** allows you to enable/disable the extension.

2. **Block** let you choose the blocks (Related Products, Upsells and/or Crosssells) where "Customers who purchased" items should be displayed.

3. **Products Count** lets you limit the number of products displayed, because sometimes a block with, say, 5 products could break the design.

Enabled	<input type="text" value="Yes"/>	
Block	<input type="text" value="Related Products"/> <input type="text" value="Up-sells"/> <input type="text" value="Cross-sells"/>	
Products Count	<input type="text" value="5"/>	[STORE VIEW]
Append Products	<input type="text" value="Append"/> <small>▲ Products, assigned by admin, will not be displayed, if you choose "Disabled". If you choose "Prepend", the products, assigned by admin, will be displayed first. If you choose "Append", the products, assigned by admin, will be displayed only if there are available placeholders in the blocks.</small>	[STORE VIEW]
Show In Stock Only	<input type="text" value="No"/> <small>▲ The system will show only in stock products.</small>	[STORE VIEW]

## 2. Configuring Customers Who Purchased

Current Configuration Scope:  
Default Config ⌵ ?  
[Manage Stores](#)

### Configuration

- GENERAL
  - General
  - Web
  - Design
  - Currency Setup
  - Store Email Addresses
  - Contacts
  - Reports
  - Content Management
- AITOC MODULES SETTINGS
  - Checkout Fields Manager
  - Store Specific Settings
- CATALOG
  - Catalog
  - Inventory
  - Google Sitemap
  - RSS Feeds
  - Email to a Friend
- CUSTOMERS
  - Newsletter
  - Customer Configuration

### Catalog

[Save Config](#)

- Custom Product Preview - General Settings
- Custom Product Preview - Style Settings
- Sitemap
- Product Reviews
- Frontend
- Customers Who Purchased This Also Purchased

Enabled: Yes

Block: Related Products Up-sells Cross-sells

Products Count: 5

Append Products: ✓ Append Prepend Disabled [STORE VIEW]

Show In Stock Only: No [STORE VIEW]

▲ The system will show only in stock products.

- Product Alerts
- Product Alerts Run Settings
- Product Image Placeholders

4. **Append Products** lets you set priority between products selected by admin and those selected by the extension.

"Disabled" switches off products assigned by admin. "Prepend" shows admin-assigned products first. "Append" shows admin-assigned products only if there are placeholders available in the blocks.

5. **Show In Stock Only** allows you to show only in-stock products or all products.

Brought to you by

**Aitoc**

You can purchase **Customers Who Purchased** at  
[www.aitoc.com/en/magentomods\\_customers\\_who\\_purchased.html](http://www.aitoc.com/en/magentomods_customers_who_purchased.html)

For questions please email at [sales@aitoc.com](mailto:sales@aitoc.com)