

Compatible with
Magento 1.3.2 +

Let your customers create useful content
about your products and drive you more
business!

List of features:

- Integrates Magento and vBulletin;
- Allows for vBulletin and Magento to be installed on different servers and MySQL databases;
- Allows setting up a separate vBulletin forum for each store view;
- Enables Customers to create a forum account that would be associated with their Magento account, yet configured separately;
- Gives Admin an option to replace vBulletin's complicated registration process with simple registration from Magento front-end;
- Customers can use forum accounts created before module installation;
- Creates My Forum Posts tab in logged-in Customer's account;
- Enables Admin to insert a link to the forum thread on Product's page;
- Enables Customers to make forum posts right from Products' pages in Magento front-end;
- One Product can have several threads on different forums;
- Comes with a User Manual;
- 100% Open Source.



vBulletin Integration extension for Magento.
Developed by AITOC, Inc.
www.aitoc.com



Bulletin Integration

user manual

TABLE OF CONTENTS

1. TABLE OF CONTENTS	2
2. Configuring the Module in vBulletin	3
3. Configuring the Module in Magento	5
4. Links to the Forum on the Front End	7
5. Display of the Forum in Magento	8
6. Customer Registration at the Forum	9
7. Customers View Their Posts	10

Configuring the Module in vBulletin

Control Panel Home
Expand All | Collapse All
Save Prefs | Revert Prefs

vBulletin Options

vBulletin Options
Search Type
Human Verification Manager
Social Bookmarking Manager

Styles & Templates
Languages & Phrases
FAQ
Notices
Announcements
Forums & Moderators

vBulletin Options

Settings to Edit
Select the settings type you want to edit and click the "Edit Settings" button.

[Expand Setting Groups](#)

[Backup / Restore Settings](#)

Poll and Thread Rating Options
Message Searching Options
Message Searching Options (vBulletin Internal Search)
Message Searching Relevance Options (vBulletin Internal Search)
Tagging Options
Forums Home Page Options
Forum Listings Display Options
Forum Display Options (forumdisplay)
Thread Display Options (showthread)
Threaded / Hybrid Mode Options (showthread)
Private Messaging Options
Who's Online Options
Search Engine Friendly Archive
Admin Control Panel Options
External Data Provider
Error Handling & Logging
Plugin/Hook System
Paid Subscriptions
Spam Management
Aitoc MagentoVB Settings

Edit Settings

To start configuring the module please go to vBulletin admin area > vBulletin Options > vBulletin Options > Aitoc MagentoVB Settings

At the Aitoc MagentoVB Settings page please set:

1. Module API key – it can have any value, just don't forget to enter the same key later in Magento.
2. Magento URL – url of your Magento website
3. Disable vBulletin Registration – if set to "Yes", customers will be able to register at vBulletin only via Magento.

Control Panel Home

Setting Group **Aitoc MagentoVB Settings** **Go** Help ?

Aitoc MagentoVB Settings Help ?

Module API key
then use it to create a connection in Magento Admin CP 'System > vBulletin Connection'

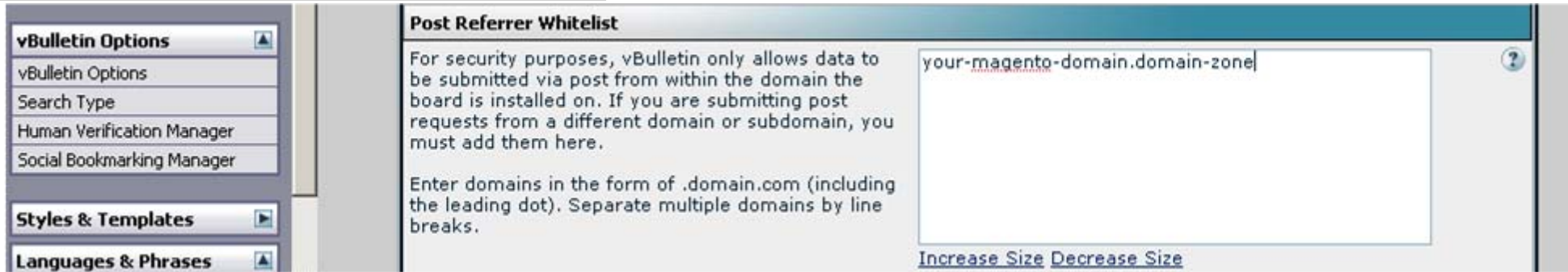
Your Magento Website URL
starting with http://

Disable vBulletin Registration
If set to "Yes", users will register to the forum only from Magento 'Forum Integration' page Yes No

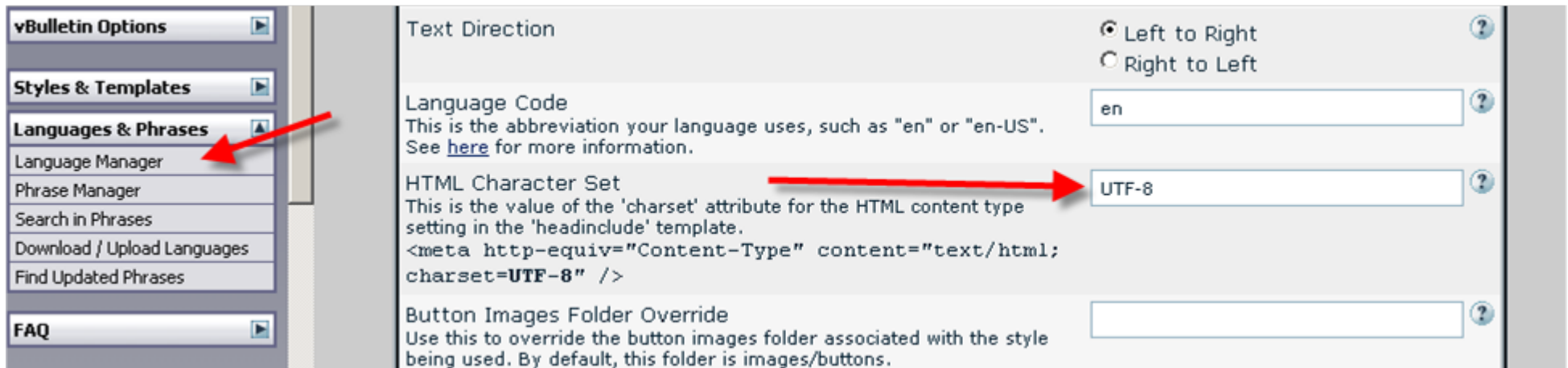
Save **Reset**

Configuring the Module in VBulletin

After that please choose “General Settings” in the “Setting Group” dropdown and scroll down to “Post Referrer Whitelist” setting. Please enter your magento url (without http) in the text area.



Next please go to Languages & Phrases > Language Manager > Edit Settings and set “HTML Character Set” option to UTF-8. Otherwise some language-specific symbols might not get displayed properly



Configuring the Module in Magento

Now it's time to configure the module in Magento. For this please login to admin area and go to System > vBulletin Connection page and enter your vBulletin database access data, your vBulletin url and Module API key (must be the same as entered in VB earlier):

Manage vBulletin Server Connection

Database Settings

- Database Type: MySQL
- Database Name: your-vbulletin-database-name (e.g., forum)
- Table Prefix: mandatory, if your vbulletin db has prefix
- Database User: vbulletin-database-username (e.g., root)
- User Password: mandatory, if vbulletin db is password-protected
- Database Host: vbulletin-database-host (e.g., localhost)
- Database Port: (optional, 3306 by default)

Product Settings

- Forum Link: your-vbulletin-url (starting with http://)
- Module API key: changeme (must be the same as it is set in vBulletin's AdminCP)
- Enable Quick vBulletin Registration: Yes (if set to "Yes", a customer will be able to create a vBulletin account using "My Account -> Forum Integration" form. vBulletin admin option "Allow New User Registrations" takes effect too)

System Menu:

- Manage Aitoc Modules
- vBulletin Connection
- My Account
- Notifications
- Tools
- Web Services
- Design
- Import/Export
- Manage Currency Rates
- Transactional Emails
- Permissions
- Magento Connect
- Cache Management
- Manage Stores
- Configuration

Buttons: Reset, Save

Configuring the Module in Magento

Once you've configured the vBulletin connection, please go to System > Configuration > vBulletin Integration. At this page you can turn on/off the integration for a website or store view, choose in which vBulletin forum the product threads should be created, post order and postbit style:

Current Configuration Scope:
Default Config

[Manage Stores](#)

Configuration

- GENERAL
 - General
 - Web
 - Design
 - Currency Setup
 - Store Email Addresses
 - Contacts
- CATALOG
 - Catalog
 - Inventory
 - Google Sitemap
 - RSS Feeds
- vBulletin Integration**

vBulletin Integration

[Save Config](#)


Integration settings

Enable vBulletin integration	Yes
please refresh the cache if you change this value	
Discussion Forum	-- Mag
forum where discussion threads are to be created required if "Enable vBulletin integration" is set to "Yes"	
Link Title	Forum
Descending Posts Order	No
if set to "Yes", the newest posts will be displayed at the top of the list	
Legacy Postbit Style	Yes
if set to "Yes", the poster's info will be displayed to the left, else above the post	


Links to the Forum on the Front End

Customers will be able to see links to the forum both on the product list and on the product details page. Using the links (which can be removed, if needed), customers will be able to read existing forum posts and submit their own ones.


View as: [Grid](#) [List](#) Sort by: [Position](#)




Canon Digital Rebel XT 8MP Digital SLR Camera
★★★★☆ (4)
[1 Reply](#)
[View Last Reply >](#)
\$550.00
[Add to Cart](#)
[Add to Wishlist](#)
[Add to Compare](#)



Argus QC-2185 Quick Click 5MP Digital Camera
★★★★☆ (1)
\$37.49
[Add to Cart](#)
[Add to Wishlist](#)
[Add to Compare](#)



Olympus Stylus 750 7.1MP Digital Camera
★★★★☆ (1)
\$161.94
[Add to Cart](#)
[Add to Wishlist](#)
[Add to Compare](#)



Canon Digital Rebel XT 8MP Digital SLR Camera
★★★★☆ 4 Review(s) | [Add Your Review](#)
[1 Reply](#) | [Add Your Reply](#) | [View Last Reply >](#)
Availability: In stock.
\$550.00
▶ Buy 2 for \$449.00 each and save 19%
Qty: [Add to Cart](#) OR [Add to Wishlist](#)
[Add to Compare](#)

Display of the Forum in Magento

This is how a product discussion looks in default theme (it will look according to your theme at your website):

Discussion

2 Item(s) Show 10 per page

Posted on 10/28/09 10:01 AM

[duke](#)
Junior Member
Joined: 10/28/09
Posts: 1

This is a great product! [quote](#)

Posted on 10/28/09 10:11 AM

[jean](#)
Junior Member
Joined: 10/28/09
Posts: 1

Have been using the camera for a few months and I'm absolutely happy with it! [quote](#)

2 Item(s) Show 10 per page

Write Your Own Reply

[Go Advanced »](#)

Customer Registration to the Forum

Customers can register to the forum at the “Forum Integration” page of their account (this way your customers, who registered before installation of this module will be able to register to the forum). Also if you used the forum before the module installation, your customers will be able to use their existing accounts:

MY ACCOUNT

- Account Dashboard
- Account Information
- Address Book
- My Orders
- My Product Reviews
- My Tags
- Newsletter Subscriptions
- My Wishlist
- My Downloadable Products
- Forum Integration**
- My Forum Posts

Forum Integration

Register

Please fill in the fields below to register to the discussion forums

Username *

Password *

Confirm Password *

[Create an Account](#)

Already Registered

Username *

Password *

[Forgot Your Forum Password?](#) [Confirm](#)

[< Back](#) * Required Fields

Did you know?
Our customer service is available **24/7**
(555) 555-0123
Hold on, help is

Customers View Their Posts

Customers can view posts they've submitted at the "My Forum Posts" page of their accounts:

Furniture Electronics Apparel


MY ACCOUNT

- Account Dashboard
- Account Information
- Address Book
- My Orders
- My Product Reviews
- My Tags
- Newsletter Subscriptions
- My Wishlist
- My Downloadable Products
- Forum Integration
- My Forum Posts**

My Forum Posts


Choose Forum: All Forums ▾

3 Item(s) Show 10 ▾ per page

Posted on 10/28/09 10:29 AM | [View Product](#) | [View This Reply](#) 


[Forum](#) > [Main Category](#) > [Mag](#) > [Apple MacBook Pro MA464LL/A 15.4" Notebook PC](#) > #

That's a cool laptop, just a bit too expensive

Posted on 10/28/09 10:27 AM | [View Product](#) | [View This Reply](#) 

[Forum](#) > [Main Category](#) > [Mag](#) > [ASICS® Men's GEL-Kayano® XII](#) > #

Very comfortable and durable!

Posted on 10/28/09 10:01 AM | [View Product](#) | [View This Reply](#) 

[Forum](#) > [Main Category](#) > [Mag](#) > [Olympus Stylus 750 7.1MP Digital Camera](#) > #

This is a great product!

3 Item(s) Show 10 ▾ per page


[←Back](#)

Did you know?

Our customer service is available **24/7**

(555) 555-0123

Hold on, help is on the way.



Thank you for your interest in AITOC's extension for Magento.



Our services include:
30-day moneyback, 6 months of free support
and bug fixing since module
purchase date.



To buy this extension and browse through other useful modules,
please visit our website <http://www.aitoc.com/en/magento.html>

We also offer [paid installation services](#)
and [Magento customization services](#).

May you have any questions,
please contact sales@aitoc.com